

Dear Parents,

Please fill out this form and send it in with your child on the first day of school in September. We need this so that we have a record of how your child will go home on a daily basis. Of course, if there is ever a change, please send in a written note to your classroom teacher on that day.

Thank You,
Your Second Grade Teachers

Child's
name: _____
class 2-

My child will usually go home
circle one:

In a Vehicle/walking (with adult supervision)

On Bus # _____

To After Care

Parent
Signature: _____

BLESSED SACRAMENT SCHOOL

Dear Incoming Second Graders,

Attached, find some optional summer assignments:

- *Math fluency sheets and daily activities
- *Suggested 2nd Grade Level Books that you might enjoy
- *A reading log to keep track of your summer reading (Eager readers may make additional copies of the log.)

Have a GREAT summer, relax, but keep those skills you've acquired in First Grade sharp.

We'll see you in September,
Mrs. Reistad Class 2-1 & Mrs. Joerger Class 2-2

































A

Number Correct: 

Name _____

Date _____

*Write the number of dots. Try to find ways to group the dots to make counting easier!































1.			16.		
2.			17.		
3.			18.		
4.			19.		
5.			20.		
6.			21.		
7.			22.		
8.			23.		
9.			24.		
10.			25.		
11.			26.		
12.			27.		
13.			28.		
14.			29.		
15.			30.		

BNumber Correct: 

Name _____

Date _____

*Write the number of dots. Try to find ways to group the dots to make counting easier!


1. 		16. 	
2. 		17. 	
3. 		18. 	
4. 		19. 	
5. 		20. 	
6. 		21. 	
7. 		22. 	
8. 		23. 	
9. 		24. 	
10. 		25. 	
11. 		26. 	
12. 		27. 	
13. 		28. 	
14. 		29. 	
15. 		30. 	

Name _____

Date _____

Number Bond Dash!**Directions:** Do as many as you can in 90 seconds.

Write the amount you finished here:



1. <div><div>10</div><div><div>10</div><div></div></div></div>	2. <div><div>10</div><div><div>9</div><div></div></div></div>	3. <div><div>10</div><div><div>8</div><div></div></div></div>	4. <div><div>10</div><div><div>9</div><div></div></div></div>	5. <div><div>10</div><div><div>10</div><div></div></div></div>
6. <div><div>10</div><div><div></div><div>9</div></div></div>	7. <div><div>10</div><div><div></div><div>8</div></div></div>	8. <div><div>10</div><div><div></div><div>7</div></div></div>	9. <div><div>10</div><div><div></div><div>8</div></div></div>	10. <div><div>10</div><div><div></div><div>7</div></div></div>
11. <div><div>10</div><div><div>6</div><div></div></div></div>	12. <div><div>10</div><div><div>7</div><div></div></div></div>	13. <div><div>10</div><div><div>6</div><div></div></div></div>	14. <div><div>10</div><div><div>5</div><div></div></div></div>	15. <div><div>10</div><div><div>4</div><div></div></div></div>
16. <div><div>10</div><div><div></div><div>6</div></div></div>	17. <div><div>10</div><div><div></div><div>4</div></div></div>	18. <div><div>10</div><div><div></div><div>3</div></div></div>	19. <div><div>10</div><div><div></div><div>4</div></div></div>	20. <div><div>10</div><div><div></div><div>3</div></div></div>
21. <div><div>10</div><div><div>0</div><div></div></div></div>	22. <div><div>10</div><div><div>1</div><div></div></div></div>	23. <div><div>10</div><div><div>2</div><div></div></div></div>	24. <div><div>10</div><div><div>4</div><div></div></div></div>	25. <div><div>10</div><div><div>2</div><div></div></div></div>

Name _____

Date _____

Complete a math activity each day. Color the box for each day you do the suggested activity.

Summer Math Review: Weeks 1-5

	Monday	Tuesday	Wednesday	Thursday	Friday
Week 1	Count from 87 to 120 and back.	Play Addition with Cards.	Use your tangram pieces to make a Fourth of July picture.	Use quick tens and ones to draw 76.	Complete a Sprint.
Week 2	Do counting squats. Count from 45 to 60 and back the Say Ten Way.	Play Subtraction with Cards.	Make a graph of the types of fruits in your kitchen. What did you find out from your graph?	Solve $36 + 57$. Draw a picture to show your thinking.	Complete a Sprint.
Week 3	Write numbers from 37 to as high as you can in one minute, while whisper-counting the Say Ten Way.	Play Target Practice or Shake Those Disks for 9 and 10.	Measure a table with spoons and then with forks. Which did you need more of? Why?	Use real coins or draw coins to show as many ways to make 25 cents as you can.	Complete a Sprint.
Week 4	Do jumping jacks as you count up by tens to 120 and back down to 0.	Play Race and Roll Addition or Addition with Cards.	Go on a shape scavenger hunt. Find as many rectangles or rectangular prisms as you can.	Use quick tens and ones to draw 45 and 54. Circle the greater number.	Complete a Sprint.
Week 5	Write the numbers from 75 to 120.	Play Race and Roll Subtraction or Subtraction with Cards.	Measure the route from your bathroom to your bedroom. Walk heel to toe, and count your steps.	Add 5 tens to 23. Add 2. What number did you find?	Complete a Sprint.

Name _____

Date _____

Complete a math activity each day. Color the box for each day you do the suggested activity.

Summer Math Review: Weeks 6-10

	Monday	Tuesday	Wednesday	Thursday	Friday
Week 6	Count by ones from 112 to 82. Then, count from 82 to 112.	Play Missing Part for 7.	Write a story problem for $9 + 4$.	Solve $64 + 38$. Draw a picture to show your thinking.	Complete a Core Fluency Practice Set.
Week 7	Do counting squats. Count down from 99 to 75 and back up the Say Ten Way.	Play Race and Roll Addition or Addition with Cards.	Graph the colors of all your pants. What did you find out from your graph?	Draw 14 cents with dimes and pennies. Draw 10 more cents. What coins did you use?	Complete a Core Fluency Practice Set.
Week 8	Write the numbers from 116 to as low as you can in one minute.	Play Missing Part for 8.	Write a story problem for $7 + \underline{\quad} = 12$.	Use quick tens and ones to draw 76. Draw dimes and pennies to show 59 cents.	Complete a Core Fluency Practice Set.
Week 9	Do jumping jacks as you count up by tens from 9 to 119 and back down to 9.	Play Race and Roll Subtraction or Subtraction with Cards.	Go on a shape scavenger hunt. Find as many circles or spheres as you can.	Use quick tens and ones to draw 89 and 84. Circle the number that is less.	Complete a Core Fluency Practice Set.
Week 10	Write numbers from 82 to as high as you can in one minute, while whisper counting the Say Ten Way.	Play Target Practice or Shake Those Disks for 6 and 7.	Measure the steps from your bedroom to the kitchen, walking heel to toe, and then have a family member do the same thing. Compare.	Solve $47 + 24$. Draw a picture to show your thinking.	Complete a Core Fluency Practice Set.

education world®

Connecting educators to what works

Home > Summer Reading > Second Grade Summer Reading List

[Essentials](#)[Administrators](#)[Lesson Plans](#)[Technology](#)[Prof Dev](#)[Printable](#)

SECOND GRADE SUMMER READING LIST

Take aim at the "Summer Slide" and get your students excited about reading with these titles picked specifically for kids at the second grade reading level.



The Adventures of Taxi Dog

by Debra Barracca, Sal Barracca, Mark Buehner (illus.)

Jim, a New York City taxi driver, rescues a stray dog and dubs his new pet Maxi. Maxi accompanies Jim in his taxi and meets all sorts of people. With each new passenger, Maxi makes a new friend -- and even helps Jim get tips! The text is written in a bouncing rhyme, and Buehner's paintings capture Maxi's doggy personality and Jim's geniality. Can you find the cat in every picture?



Amelia Bedelia (I Can Read Book Series)

by Peggy Parish, Fritz Siebel (illus.)

Meet Amelia Bedelia, the unflappable maid who does everything literally. With her purse on her arm and hat firmly on her head, Amelia Bedelia follows instructions to a T: Change the towels? Nothing a pair of scissors can't do! Dust the furniture? That's when the perfumed dusting powder really comes in handy. Dress the chicken for dinner -- well, do you want a boy chicken or a girl chicken? Amelia Bedelia's well-meaning gaffs cause readers to chuckle but her employer to fume -- it's a good thing she's such a good cook!



The Case of the Spooky Sleepover, Jigsaw Jones Mystery #4

by James Preller

Ralphie Jordan can't sleep. Something is making spooky noises in his room at night. It's a perfect case for Jigsaw Jones, who pieces together all the ghostly clues.

Chicken Soup with Rice, A Book of Months

by Maurice Sendak

"Each month is gay, each season is nice, when eating chicken soup with rice." It's nice in January, April, June, and December -- here's the every-month dish for everyone to remember.





Stanley Lambchop is a nice, average boy. He leads a nice, ordinary life. Then one day a bulletin board falls on him, and suddenly Stanley is flat. This turns out to be very interesting. Stanley gets rolled up, mailed, and flown like a kite. He even stop crime. He's flat, but he's a hero!



The Giving Tree

by Shel Silverstein

A little boy befriends a tree. Loving and generous, the tree provides everything she can for him -- fruit, shade, a place for a swing -- throughout the boy's life. He, in turn, takes from the tree without noticing the sacrifices she makes. It isn't until old and infirm and gratefully rests on her stump that he understands all she has done. This powerful parable is fitting for all age groups.



The Great Kapok Tree A Tale of the Amazon Rain Forest

by Lynne Cherry

A man walks into a lush rain forest and starts chopping down a huge kapok tree. Lulled by the heat, he sits down and soon falls asleep. The forest dwellers approach, each whispering in his ear a reason to keep the tree standing. Finally, the man wakes up, and for the first time notices the beauty all around him. Will he chop down the tree? The beauty of Cherry's art helps to convey an important message in this environmental tale.



Is Your Mama a Llama?

by Deborah Guarino, Steven Kellogg (illus.)

A young llama is curious -- are all his friends' mamas llamas? Each animal tells Lloyd facts about its mother, and Lloyd -- along with young readers -- guesses what kind of animal each mother is. The rhyming text and illustrations give hints, and schoolers will enjoy yelling out the answers, which are revealed by turning the page.

Junie B. Jones Smells Something Fishy, Junie B. Jones Series #12

by Barbara Park, Denise Brunkus (illus.)

Because the rules for her class's Pet Day will not let her take her dog, Junie B. Jones considers taking a raccoon, a worm, a dead fish, and other unusual replacements.



Lilly's Purple Plastic Purse

by Kevin Henkes

Lilly the mouse adores her teacher, Mr. Slinger -- until he takes away the purple plastic purse she was proudly showing off to her class. Lilly is so angry she draws a nasty picture of Mr. Slinger and slips it in his bag. At the end of the day, Lilly gets her purse back and inside is a sympathetic note and a bag of treats. As in all his other books, Henkes shows an incredible sensitivity to children's feelings.



Martha Blah Blah

by Susan Meddaugh

When the current owner of the soup company breaks the founder's promise to have every letter of the alphabet in every can of soup, Martha, the talking dog, takes action.

Mrs. Katz and Tush

by Patricia Polacco



In this special Passover story, Larnel Moore, an African-American boy, and Mrs. Katz, an elderly Jewish woman, develop an unusual friendship through their mutual concern for an abandoned cat named Tush. Together they explore the common themes of suffering and triumph in each of their cultures.



Stellaluna

by Janell Cannon, Jewell Cannon

Stellaluna, a little brown bat, is accidentally dropped by her mother. The helpless baby falls smack into a nest of fledglings and is immediately accepted as one of the family. Stellaluna tries to fit in but keeps acting unbirdlike, hanging upside down and wanting to fly at night. By chance Stellaluna is reunited with her mother and finally learns to be a proper bat.

Tonight on the Titanic, Magic Tree House Series #17

by Mary Pope Osborne, Sal Murdocca (illus.)

The Magic Tree House whisks Jack and Annie away to the decks of that ill-fated ship, the Titanic. There they must help two children find their way to a lifeboat -- while they are in danger of becoming victims of that tragic night themselves.



You Can't Eat Your Chicken Pox, Amber Brown

by Paula Danziger, Tony Ross (illus.)

Amber Brown has survived third grade -- even though her best friend, Justin, moved away. Now she's heading to London with her Aunt Pam -- and then to Paris. Before she gets there, Amber finds out she has chicken pox. Amber Brown is a kid with problems. Now that she can't go to Paris, how will she convince her dad to move back in with her mom?



Zelda and Ivy


by Laura McGee Kvasnosky

Zelda and Ivy are sisters with a flair for the dramatic. Whether they're performing a circus act, fashioning their tails in the latest style, or working wonders with "fairy dust," their exploits are described with wit and charm in a very special trio of stories exploring the intimate dynamic between an older and younger sister.

[Return to Education World's K-8 Summer Reading List page.](http://www.educationworld.com/summer_reading/2nd_grade.shtml)

My Reading Log

Name _____

[illegible]

"The more that you read, the more things you will know. The more you learn, the more places you'll go."

— Dr. Seuss